

STATEMENT OF APPROPRIATIONS, ALLOTMENTS, OBLIGATIONS, DISBURSEMENTS AND BALANCES

As of the Quarter Ending March 31, 2017

Department: Other Executive Offices

Agency: Philippine Commission on Women (National Commission on the Role of Filipino Women)

Operating Unit: N/A

Organization Code (UACS): 260290000000

Fund Cluster: 01 - Regular Agency Fund


Authorization: 01 - Current Year Appropriations

Report Status: SUBMITTED

Particulars	UACS CODE	Appropriation			Allotments					Current Year Obligations				Current Year Disbursements				Balances					
		Authorized Appropriation	Adjustments (Transfer To/From, Realignment)	Adjusted Appropriations	Allotments Received	Adjustments (Withdrawal, Realignment)	Transfer To	Transfer From	Adjusted Total Allotments	1st Quarter Ending March 31	2nd Quarter	3rd Quarter	4th Quarter	Total	1st Quarter Ending March 31	2nd Quarter	3rd Quarter	4th Quarter	Total	Unreleased Appropriations	Unobligated Allotment	Unpaid Obligations (15-20) = (23+24)	
											Ending June 30	Ending Sept. 30	Ending Dec. 31			Ending June 30	Ending Sept. 30	Ending Dec. 31				Ending June 30	Ending Sept. 30
1	2	3	4	5=(3+4)	6	7	8	9	10=(6+7+8+9)	11	12	13	14	15=(11+12+13+14)	16	17	18	19	20=(16+17+18+19)	21=(5-10)	22=(10-15)	23	24
I. Agency Specific Budget																							
Specific Budgets of National Government Agencies		01101101																					
General Administration and Support		00000100000000	30,535,000.00	30,535,000.00	30,445,000.00				30,445,000.00	7,392,071.94				7,392,071.94	5,578,527.39				5,578,527.39	90,000.00	23,052,928.06		1,813,544.55
General Management and Supervision		103001000100000	30,355,000.00	30,355,000.00	30,355,000.00				30,355,000.00	7,392,071.94				7,392,071.94	5,578,527.39				5,578,527.39		22,962,978.06		1,813,544.55
PS			14,257,000.00	14,257,000.00	14,257,000.00				14,257,000.00	3,664,465.73				3,664,465.73	2,811,858.73				2,811,858.73		10,592,534.27		852,607.00
MOOE			16,098,000.00	16,098,000.00	16,098,000.00				16,098,000.00	3,727,606.21				3,727,606.21	2,766,668.66				2,766,668.66		12,370,393.79		960,937.55
CO																							
Administration of Personnel Benefits		103001000200000	180,000.00	180,000.00	90,000.00				90,000.00											90,000.00	90,000.00		
PS			180,000.00	180,000.00	90,000.00				90,000.00											90,000.00	90,000.00		
Support to Operations		000002000000000	22,626,000.00	22,626,000.00	22,626,000.00				22,626,000.00	8,087,937.01				8,087,937.01	3,154,022.72				3,154,022.72		14,538,067.99		4,933,914.29
Maintenance of a Data Bank on Gender and Development (GAD) for Women		284002000100000	22,626,000.00	22,626,000.00	22,626,000.00				22,626,000.00	8,087,937.01				8,087,937.01	3,154,022.72				3,154,022.72		14,538,067.99		4,933,914.29
PS			4,565,000.00	4,565,000.00	4,565,000.00				4,565,000.00	1,658,130.04				1,658,130.04	1,275,647.04				1,275,647.04		2,916,869.96		382,483.00
MOOE			6,061,000.00	6,061,000.00	6,061,000.00				6,061,000.00	1,435,805.97				1,435,805.97	1,378,975.58				1,378,975.58		4,625,134.03		56,830.39
CO			12,000,000.00	12,000,000.00	12,000,000.00				12,000,000.00	4,994,001.00				4,994,001.00	499,400.10				499,400.10		7,005,999.00		4,494,600.80
Operations		000003000000000	27,730,000.00	27,730,000.00	27,730,000.00				27,730,000.00	5,347,643.36				5,347,643.36	4,008,983.17				4,008,983.17	4,000,000.00	14,342,356.64		1,338,650.19
MFO 1 POLICY SERVICES ON GENDER AND DEVELOPMENT		000003010000000	12,375,000.00	12,375,000.00	12,375,000.00				12,375,000.00	3,586,246.17				3,586,246.17	2,780,445.80				2,780,445.80		8,788,753.83		805,800.37
Provision of Gender and Development (GAD) Policy and Plan Development and Advocacy Services		284003010100000	12,375,000.00	12,375,000.00	12,375,000.00				12,375,000.00	3,586,246.17				3,586,246.17	2,780,445.80				2,780,445.80		8,788,753.83		805,800.37
PS			4,211,000.00	4,211,000.00	4,211,000.00				4,211,000.00	2,410,128.15				2,410,128.15	1,856,280.15				1,856,280.15		1,800,871.85		553,348.00
MOOE			8,164,000.00	8,164,000.00	8,164,000.00				8,164,000.00	1,176,118.02				1,176,118.02	924,165.65				924,165.65		6,987,881.98		251,952.37
MFO 2 GENDER AND DEVELOPMENT TECHNICAL ADVISORY SERVICES		000003020000000	15,355,000.00	15,355,000.00	11,355,000.00				11,355,000.00	1,761,397.19				1,761,397.19	1,228,537.37				1,228,537.37	4,000,000.00	9,593,602.81		532,859.82
Provision of Technical Assistance, Advisory and Capacity-Building Services on Gender and Development		284003020100000	15,355,000.00	15,355,000.00	11,355,000.00				11,355,000.00	1,761,397.19				1,761,397.19	1,228,537.37				1,228,537.37	4,000,000.00	9,593,602.81		532,859.82
PS			7,670,000.00	7,670,000.00	7,670,000.00				7,670,000.00	1,217,084.00				1,217,084.00	943,614.00				943,614.00		6,452,916.00		273,470.00
MOOE			7,685,000.00	7,685,000.00	3,685,000.00				3,685,000.00	544,313.19				544,313.19	284,923.37				284,923.37	4,000,000.00	3,140,686.81		259,389.82
Locally Funded Projects		000004000000000	1,098,000.00	1,098,000.00	1,098,000.00				1,098,000.00	45,024.00				45,024.00	45,024.00				45,024.00		1,052,976.00		
Governance		000004100000000	1,098,000.00	1,098,000.00	1,098,000.00				1,098,000.00	45,024.00				45,024.00	45,024.00				45,024.00		1,052,976.00		
Capacity Development		000004100500000	1,098,000.00	1,098,000.00	1,098,000.00				1,098,000.00	45,024.00				45,024.00	45,024.00				45,024.00		1,052,976.00		
Development and Acquisition of Management Information Sub-Systems		181004100500001	1,098,000.00	1,098,000.00	1,098,000.00				1,098,000.00	45,024.00				45,024.00	45,024.00				45,024.00		1,052,976.00		
MOOE			1,098,000.00	1,098,000.00	1,098,000.00				1,098,000.00	45,024.00				45,024.00	45,024.00				45,024.00		1,052,976.00		
Sub-Total: Agency-Specific			81,989,000.00	81,989,000.00	77,899,000.00				77,899,000.00	20,872,676.31				20,872,676.31	12,786,557.28				12,786,557.28	4,050,000.00	57,026,323.65		8,086,119.03
PS			30,883,000.00	30,883,000.00	30,793,000.00				30,793,000.00	8,949,807.92				8,949,807.92	6,887,399.92				6,887,399.92	90,000.00	21,843,192.08		2,062,408.00
MOOE			39,106,000.00	39,106,000.00	35,106,000.00				35,106,000.00	6,928,867.39				6,928,867.39	5,399,757.26				5,399,757.26	4,000,000.00	28,177,132.61		1,529,110.13
Fin Ex																							
CO			12,000,000.00	12,000,000.00	12,000,000.00				12,000,000.00	4,994,001.00				4,994,001.00	499,400.10				499,400.10		7,005,999.00		4,494,600.90
II. Automatic Appropriations																							
Retirement and Life Insurance Premiums		01104102																					
General Administration and Support		000001000000000	1,251,000.00	1,251,000.00	1,251,000.00				1,251,000.00	280,762.53				280,762.53	280,762.53				280,762.53		970,237.47		
General Management and Supervision		103001000100000	1,251,000.00	1,251,000.00	1,251,000.00				1,251,000.00	280,762.53				280,762.53	280,762.53				280,762.53		970,237.47		
PS			1,251,000.00	1,251,000.00	1,251,000.00				1,251,000.00	280,762.53				280,762.53	280,762.53				280,762.53		970,237.47		
Support to Operations		000002000000000	423,000.00	423,000.00	423,000.00				423,000.00	129,575.88				129,575.88	129,575.88				129,575.88		293,424.12		
Maintenance of a Data Bank on Gender and Development (GAD) for Women		284002000100000	423,000.00	423,000.00	423,000.00				423,000.00	129,575.88				129,575.88	129,575.88				129,575.88		293,424.12		

Particulars	UACS CODE	Appropriation			Allotments					Current Year Obligations					Current Year Disbursements					Balances			
		Authorized Appropriation	Adjustments (Transfer (To)/From, Realignment)	Adjusted Appropriations	Allotments Received	Adjustments (Withdrawal, Realignment)	Transfer To	Transfer From	Adjusted Total Allotments	1st Quarter	2nd Quarter	3rd Quarter	4th Quarter	Total	1st Quarter	2nd Quarter	3rd Quarter	4th Quarter	Total	Unreleased Appropriations	Unobligated Allotment	Unpaid Obligations (15-20) = (23+24)	
										Ending March 31	Ending June 30	Ending Sept. 30	Ending Dec. 31		Ending March 31	Ending June 30	Ending Sept. 30	Ending Dec. 31				Due and Demandable	Not Yet Due and Demandable
1	2	3	4	5=(3+4)	6	7	8	9	10=(8+(7)-8+9)	11	12	13	14	15=(11+12+13+14)	16	17	18	19	20=(16+17+18+19)	21=(5-16)	22=(10-15)	23	24
PS		423,000.00		423,000.00	423,000.00				423,000.00	129,575.88				129,575.88	129,575.88				129,575.88			293,424.12	
Operations	009003000000000	1,086,000.00		1,086,000.00	1,086,000.00				1,086,000.00	281,598.12				281,598.12	281,598.12				281,598.12			804,401.88	
MFO 1: POLICY SERVICES ON GENDER AND DEVELOPMENT	000003010000000	383,000.00		383,000.00	383,000.00				383,000.00	188,299.44				188,299.44	188,299.44				188,299.44			194,700.56	
Provision of Gender And Development (GAD) Policy and Plan Development and Advocacy Services	284003010100000	383,000.00		383,000.00	383,000.00				383,000.00	188,299.44				188,299.44	188,299.44				188,299.44			194,700.56	
PS		383,000.00		383,000.00	383,000.00				383,000.00	188,299.44				188,299.44	188,299.44				188,299.44			194,700.56	
MFO 2: GENDER AND DEVELOPMENT TECHNICAL ADVISORY SERVICES	000003020000000	703,000.00		703,000.00	703,000.00				703,000.00	93,298.68				93,298.68	93,298.68				93,298.68			609,701.32	
Provision of Technical Assistance, Advisory and Capacity-Building Services on Gender and Development	284003020100000	703,000.00		703,000.00	703,000.00				703,000.00	93,298.68				93,298.68	93,298.68				93,298.68			609,701.32	
PS		703,000.00		703,000.00	703,000.00				703,000.00	93,298.68				93,298.68	93,298.68				93,298.68			609,701.32	
Sub-Total: Automatic Appropriations		2,760,000.00		2,760,000.00	2,760,000.00				2,760,000.00	691,936.53				691,936.53	691,936.53				691,936.53			2,068,063.47	
PS		2,760,000.00		2,760,000.00	2,760,000.00				2,760,000.00	691,936.53				691,936.53	691,936.53				691,936.53			2,068,063.47	
MOOE																							
Fin Ex																							
CO																							
III Special Purpose Fund																							
Sub-Total: SPF																							
PS																							
MOOE																							
Fin Ex																							
CO																							
GRAND TOTAL		84,749,000.00		84,749,000.00	80,659,000.00				80,659,000.00	21,564,612.84				21,564,612.84	13,478,493.81				13,478,493.81	4,090,000.00	59,094,387.16		8,086,119.03
PS		33,643,000.00		33,643,000.00	33,553,000.00				33,553,000.00	9,641,744.45				9,641,744.45	7,579,336.45				7,579,336.45	90,000.00	23,911,255.55		2,062,408.00
MOOE		39,106,000.00		39,106,000.00	35,106,000.00				35,106,000.00	6,328,867.39				6,328,867.39	5,399,757.26				5,399,757.26	4,000,000.00	28,177,132.61		1,529,110.13
Fin Ex																							
CO		12,000,000.00		12,000,000.00	12,000,000.00				12,000,000.00	4,994,001.00				4,994,001.00	499,400.10				499,400.10		7,005,999.90		4,494,600.90


Certified Correct:


Tasong, Maria

Budget Officer

Date: 18/Apr/2017

Certified Correct:



Chief Accountant

Date:

Recommended By:


Gutierrez, Cecile
Director, FMS
Date: 18/Apr/2017

Approved By:


Versoza, Emmeline
Agency Head/Department
Date: 19/Apr/2017

This report was generated using the Unified Reporting System