

STATEMENT OF APPROPRIATIONS, ALLOTMENTS, OBLIGATIONS, DISBURSEMENTS AND BALANCES
As of the Quarter Ending September 30, 2017

Department: Other Executive Offices

Authorization: 01 - Current Year Appropriations

Agency: Philippine Commission on Women (National Commission on the Role of Filipino Women)

Report Status: SUBMITTED

Operating Unit: N/A

Organization Code (UACS): 260290000000

Fund Cluster: 01 - Regular Agency Fund

Particulars	UACS CODE	Appropriation			Allotments					Current Year Obligations				Current Year Disbursements				Balances					
		Authorized Appropriation	Adjustments (Transfer To/From, Realignment)	Adjusted Appropriations	Allotments Received	Adjustments (Withdrawal, Realignment)	Transfer To	Transfer From	Adjusted Total Allotments	1st Quarter Ending March 31	2nd Quarter Ending June 30	3rd Quarter Ending Sept. 30	4th Quarter Ending Dec. 31	Total	1st Quarter Ending March 31	2nd Quarter Ending June 30	3rd Quarter Ending Sept. 30	4th Quarter Ending Dec. 31	Total	Unreleased Appropriations	Unobligated Allotment	Unpaid Obligations (15-20) = (23+24)	
1	2	3	4	5=(3+4)	6	7	8	9	10=(8+(7-4-9))	11	12	13	14	15=(11+12+13+14)	16	17	18	19	20=(16+17+18+19)	21=(5-10)	22=(10-15)	23	24
I. Agency Specific Budget																							
Specific Budgets of National Government Agencies																							
General Administration and Support	0000010000000000	30,535,000.00		30,535,000.00	30,535,000.00				30,535,000.00	7,392,071.94	8,575,467.33	5,388,754.61		21,356,293.88	5,578,527.39	7,672,497.84	6,172,271.42		19,423,296.65	9,178,706.12		1,932,997.23	
General Management and Supervision	1030010001000000	30,355,000.00		30,355,000.00	30,355,000.00				30,355,000.00	7,392,071.94	8,575,467.33	5,388,754.61		21,356,293.88	5,578,527.39	7,672,497.84	6,172,271.42		19,423,296.65	8,998,706.12		1,932,997.23	
PS		14,257,000.00		14,257,000.00	14,257,000.00				14,257,000.00	3,664,465.73	3,850,870.35	2,876,823.78		10,392,159.86	2,811,858.73	3,779,916.72	2,885,892.69		9,477,668.14	3,864,840.14		914,491.72	
MOOE		16,098,000.00		16,098,000.00	16,098,000.00				16,098,000.00	3,727,606.21	4,724,596.98	2,511,930.83		10,964,134.02	2,766,668.66	3,892,581.12	3,286,378.73		9,945,628.51	5,313,866.98		1,018,505.51	
CO																							
Administration of Personnel Benefits	1030010002000000	180,000.00		180,000.00	180,000.00				180,000.00										180,000.00				
PS		180,000.00		180,000.00	180,000.00				180,000.00										180,000.00				
Support to Operations	0000020000000000	22,626,000.00		22,626,000.00	22,626,000.00				22,626,000.00	8,087,937.01	3,098,786.92	2,948,350.82		14,135,074.75	3,154,022.72	3,333,650.04	3,762,985.79		10,250,658.55	8,490,925.25		3,884,416.20	
Maintenance of a Data Bank on Gender and Development (GAD) for Women	2840020001000000	22,626,000.00		22,626,000.00	22,626,000.00				22,626,000.00	8,087,937.01	3,098,786.92	2,948,350.82		14,135,074.75	3,154,022.72	3,333,650.04	3,762,985.79		10,250,658.55	8,490,925.25		3,884,416.20	
PS		4,565,000.00		4,565,000.00	4,565,000.00				4,565,000.00	1,658,130.04	1,558,824.50	1,206,171.50		4,423,126.04	1,275,647.04	1,549,154.50	1,209,709.00		4,034,510.54	141,873.96		3,884,616.20	
MOOE		6,061,000.00		6,061,000.00	6,061,000.00				6,061,000.00	1,435,805.97	1,539,962.42	887,138.78		3,862,907.17	1,378,975.58	1,784,495.54	699,436.05		3,862,907.17	2,198,092.83		487,989.19	
CO		12,000,000.00		12,000,000.00	12,000,000.00				12,000,000.00	4,994,001.00		855,040.54		5,849,041.54	499,400.10	1,853,840.74	1,853,840.74		2,353,240.84	6,150,958.46		3,495,800.70	
Operations	0000030000000000	27,730,000.00		27,730,000.00	27,730,000.00				27,730,000.00	5,347,593.36	4,905,076.66	6,419,624.62		16,672,294.64	4,008,983.17	5,272,589.65	3,867,996.65		13,165,569.47	11,057,705.36		3,502,725.17	
MFO 1: POLICY SERVICES ON GENDER AND DEVELOPMENT	0000030100000000	12,375,000.00		12,375,000.00	12,375,000.00				12,375,000.00	3,586,196.17	982,434.37	1,873,371.89		6,442,002.43	2,780,445.80	1,650,499.03	1,523,068.41		5,954,013.24	5,932,997.57		487,989.19	
Provision of Gender And Development (GAD) Policy and Plan Development and Advocacy Services	2840030101000000	12,375,000.00		12,375,000.00	12,375,000.00				12,375,000.00	3,586,196.17	982,434.37	1,873,371.89		6,442,002.43	2,780,445.80	1,650,499.03	1,523,068.41		5,954,013.24	5,932,997.57		487,989.19	
PS		4,211,000.00		4,211,000.00	4,211,000.00				4,211,000.00	2,410,128.15	21,187.50	803,989.00		3,235,304.65	1,856,280.15	610,920.50	768,104.00		3,235,304.65	975,695.35		487,989.19	
MOOE		8,164,000.00		8,164,000.00	8,164,000.00				8,164,000.00	1,176,068.02	961,246.87	1,069,382.89		3,206,697.78	924,165.65	1,039,578.53	754,964.41		4,957,302.22	4,879,302.22		487,989.19	
MFO 2: GENDER AND DEVELOPMENT TECHNICAL ADVISORY SERVICES	0000030200000000	15,355,000.00		15,355,000.00	15,355,000.00				15,355,000.00	1,761,397.19	3,922,642.29	4,546,252.73		10,230,292.21	1,228,537.37	3,622,090.62	2,364,928.24		7,215,556.23	5,124,707.79		3,014,735.98	
Provision of Technical Assistance, Advisory and Capacity-Building Services on Gender and Development	2840030201000000	15,355,000.00		15,355,000.00	15,355,000.00				15,355,000.00	1,761,397.19	3,922,642.29	4,546,252.73		10,230,292.21	1,228,537.37	3,622,090.62	2,364,928.24		7,215,556.23	5,124,707.79		3,014,735.98	
PS		7,670,000.00		7,670,000.00	7,670,000.00				7,670,000.00	1,217,084.00	3,299,427.08	1,479,288.29		5,935,799.37	943,614.00	2,718,668.26	1,611,552.35		5,273,834.61	1,734,200.63		661,964.76	
MOOE		7,685,000.00		7,685,000.00	7,685,000.00				7,685,000.00	544,313.19	683,215.21	3,066,964.44		4,294,492.84	284,923.37	903,422.36	753,375.89		1,941,721.62	3,390,507.16		2,352,771.22	
Locally-Funded Projects	0000040000000000	1,098,000.00		1,098,000.00	1,098,000.00				1,098,000.00	45,024.00	245,161.61	27,000.00		317,185.61	45,024.00	103,781.00	148,805.00		148,805.00	780,814.39		168,380.61	
Governance	0000041000000000	1,098,000.00		1,098,000.00	1,098,000.00				1,098,000.00	45,024.00	245,161.61	27,000.00		317,185.61	45,024.00	103,781.00	148,805.00		148,805.00	780,814.39		168,380.61	
Capacity Development	0000041005000000	1,098,000.00		1,098,000.00	1,098,000.00				1,098,000.00	45,024.00	245,161.61	27,000.00		317,185.61	45,024.00	103,781.00	148,805.00		148,805.00	780,814.39		168,380.61	
Development and Acquisition of Management Information Sub-Systems	1810041005000001	1,098,000.00		1,098,000.00	1,098,000.00				1,098,000.00	45,024.00	245,161.61	27,000.00		317,185.61	45,024.00	103,781.00	148,805.00		148,805.00	780,814.39		168,380.61	
MOOE		1,098,000.00		1,098,000.00	1,098,000.00				1,098,000.00	45,024.00	245,161.61	27,000.00		317,185.61	45,024.00	103,781.00	148,805.00		148,805.00	780,814.39		168,380.61	
CO																							
Sub-Total, Agency-Specific		81,989,000.00		81,989,000.00	81,989,000.00				81,989,000.00	20,872,626.31	16,824,497.52	14,783,730.05		52,480,848.88	12,786,557.28	16,382,518.53	13,823,253.86		42,992,329.67	29,508,151.12		9,488,519.21	
PS		30,883,000.00		30,883,000.00	30,883,000.00				30,883,000.00	8,949,807.92	8,670,309.43	6,366,272.57		23,986,389.92	6,867,399.92	8,658,659.98	6,475,258.04		22,021,317.94	6,896,610.08		1,965,071.96	
MOOE		39,106,000.00		39,106,000.00	39,106,000.00				39,106,000.00	6,928,817.39	8,154,183.09	7,562,416.94		22,645,417.42	5,399,757.26	7,723,858.55	5,494,155.08		16,460,582.58	16,460,582.58		4,027,646.53	
Fin Ex																							
CO		12,000,000.00		12,000,000.00	12,000,000.00				12,000,000.00	4,994,001.00		855,040.54		5,849,041.54	499,400.10	1,853,840.74	2,353,240.84		6,150,958.46	6,150,958.46		3,495,800.70	
II. Automatic Appropriations																							
Retirement and Life Insurance Premiums																							
General Administration and Support	0000010000000000	1,251,000.00		1,251,000.00	1,251,000.00				1,251,000.00	280,762.53	279,936.48	262,951.08		823,650.09	280,762.53	279,936.48	262,951.08		823,650.09	427,349.91			
General Management and Supervision	1030010001000000	1,251,000.00		1,251,000.00	1,251,000.00				1,251,000.00	280,762.53	279,936.48	262,951.08		823,650.09	280,762.53	279,936.48	262,951.08		823,650.09	427,349.91			
PS		1,251,000.00		1,251,000.00	1,251,000.00				1,251,000.00	280,762.53	279,936.48	262,951.08		823,650.09	280,762.53	279,936.48	262,951.08		823,650.09	427,349.91			
Support to Operations	0000020000000000	423,000.00		423,000.00	423,000.00				423,000.00	129,575.88	129,694.68	129,655.08		388,925.64	129,575.88	129,694.68	129,655.08		388,925.64	34,074.36			
Maintenance of a Data Bank on Gender and Development (GAD) for Women	2840020001000000	423,000.00		423,000.00	423,000.00				423,000.00	129,575.88	129,694.68	129,655.08		388,925.64	129,575.88	129,694.68	129,655.08		388,925.64	34,074.36			
PS		423,000.00		423,000.00	423,000.00				423,000.00	129,575.88	129,694.68	129,655.08		388,925.64	129,575.88	129,694.68	129,655.08		388,925.64	34,074.36			
Operations	0000030000000000	1,086,000.00		1,086,000.00	1,086,000.00				1,086,000.00	281,598.12	273,551.81	252,869.84		808,019.77	281,598.12	273,551.81	252,86						


Particulars	UACS CODE	Authorized Appropriation	Adjustments (Transfer To)/From Realignment	Adjusted Appropriations	Allotments Received	Adjustments (Withdrawal, Realignment)	Transfer To	Transfer From	Adjusted Total Allotments	1st Quarter Ending March 31	2nd Quarter Ending June 30	3rd Quarter Ending Sept. 30	4th Quarter Ending Dec. 31	Total	1st Quarter Ending March 31	2nd Quarter Ending June 30	3rd Quarter Ending Sept. 30	4th Quarter Ending Dec. 31	Total	Unreleased Appropriations	Unobligated Allotment	Unreleased Obligations (15-20) = (23+24)	
																						Due and Demandable	Not Yet Due and Demandable
1	2	3	4	5=(3+4)	6	7	8	9	10=(8+(-7)-8+9)	11	12	13	14	15= (11+12+13+14)	16	17	18	19	20= (16+17+18+19)	21=(5-10)	22=(10-15)	23	24
Pension and Gratuity Fund	000009090000000		100,288.00	100,288.00	100,288.00				100,288.00			100,287.67		100,287.67			100,287.67		100,287.67			33	
For payment of retirement and terminal leave benefits	282009090200000		100,288.00	100,288.00	100,288.00				100,288.00			100,287.67		100,287.67			100,287.67		100,287.67			33	
PS			100,288.00	100,288.00	100,288.00				100,288.00			100,287.67		100,287.67			100,287.67		100,287.67			33	
Sub-Total, SPF			100,288.00	100,288.00	100,288.00				100,288.00			100,287.67		100,287.67			100,287.67		100,287.67			33	
PS			100,288.00	100,288.00	100,288.00				100,288.00			100,287.67		100,287.67			100,287.67		100,287.67			33	
MOOE																							
Fin Ex																							
CO																							
GRAND TOTAL		84,749,000.00	100,288.00	84,849,288.00	84,849,288.00				84,849,288.00	21,564,562.84	17,507,675.49	15,529,493.72		54,601,732.05	13,478,493.81	17,065,701.50	14,569,017.53		45,113,212.84		30,247,555.95		9,488,519.21
PS		33,643,000.00	100,288.00	33,743,288.00	33,743,288.00				33,743,288.00	9,641,744.45	9,353,492.40	7,112,036.24		26,107,273.09	7,579,336.45	9,341,842.95	7,221,021.71		24,142,201.11		7,636,014.91		1,965,071.98
MOOE		39,106,000.00		39,106,000.00	39,106,000.00				39,106,000.00	6,928,817.39	8,154,183.09	7,562,416.94		22,645,417.42	5,399,757.26	7,723,858.55	5,494,155.08		18,617,770.89		16,460,582.58		4,027,646.53
Fin Ex																							
CO		12,000,000.00		12,000,000.00	12,000,000.00				12,000,000.00	4,994,001.00		855,040.54		5,849,041.54	499,400.10		1,853,840.74		2,353,240.84		6,150,958.46		3,495,800.70

Certified Correct:



Certified Correct:


Recommended By:

Approved By:


 Tasong, Maria
 Budget Officer
 Date: 30/Oct/2017


 Manuel, Nathanael Jr.
 Chief Accountant
 Date:


 Gutierrez, Cécile
 Director, FMS
 Date: 30/Oct/2017 


 Verzosa, Emmeline
 Agency Head/Department
 Date: 30/Oct/2017