

**SUMMARY OF APPROPRIATIONS, ALLOTMENTS, OBLIGATIONS AND BALANCES BY OBJECT OF EXPENDITURES**  
As of the Quarter Ending March 31, 2017

Authorization: 01 - Current Year Appropriations  
Report Status: SUBMITTED

Department: Other Executive Offices  
Agency: Philippine Commission on Women (National Commission on the Role of Filipino Women)  
Operating Unit: N/A  
Organization Code (UACS): 260290000000  
Fund Cluster: 01 - Regular Agency Fund

Particulars	UACS CODE	Appropriation			Allotments						Current Year Obligations					Current Year Disbursements					Balances			
		Authorized Appropriation	Adjustments (Transfer To/From, Realignment)	Adjusted Appropriations	Allotments Received	Adjustments (Withdrawal, Realignment)	Transfer To	Transfer From	Adjusted Total Allotments	1st Quarter Ending March 31	2nd Quarter Ending June 30	3rd Quarter Ending Sept. 30	4th Quarter Ending Dec. 31	Total	1st Quarter Ending March 31	2nd Quarter Ending June 30	3rd Quarter Ending Sept. 30	4th Quarter Ending Dec. 31	Total	Unreleased Appropriations	Unobligated Allotment	Unpaid Obligations (15-20) = (23+24)		
																						Due and Demandable	Not Yet Due and Demandable	
1	2	3	4	5(3+4)	6	7	8	9	10=(6+(-7)+8-9)	11	12	13	14	15=(11+12+13+14)	16	17	18	19	20=(16+17+18+19)	21=(5-10)	22=(6-15)	23	24	
Agency Specific Budget																								
Specific Budgets of National Government Agencies	01101101	81,989,000.00		81,989,000.00	77,899,000.00				77,899,000.00	20,872,676.31				20,872,676.31	12,786,557.28				12,786,557.28	4,090,000.00	57,026,323.69		8,766,119.03	
Personal Services		30,883,000.00		30,883,000.00	30,793,000.00				30,793,000.00	8,949,807.92				8,949,807.92	6,887,399.92				6,887,399.92	90,000.00	21,843,192.08		2,062,468.00	
Salaries and Wages	5010100000	22,993,000.00		22,993,000.00	22,993,000.00				22,993,000.00	7,673,166.32				7,673,166.32	5,736,758.32				5,736,758.32		15,319,833.68		1,936,408.00	
Salaries and Wages - Regular	5010101000	22,993,000.00		22,993,000.00	22,993,000.00				22,993,000.00	7,673,166.32				7,673,166.32	5,736,758.32				5,736,758.32		15,319,833.68		1,936,408.00	
Basic Salary - Civilian	5010101001	22,993,000.00		22,993,000.00	22,993,000.00				22,993,000.00	7,673,166.32				7,673,166.32	5,736,758.32				5,736,758.32		15,319,833.68		1,936,408.00	
Other Compensation	5010700000	7,315,000.00		7,315,000.00					7,315,000.00	1,177,729.10				1,177,729.10	1,051,729.10				1,051,729.10		6,137,270.90		126,000.00	
Personal Economic Relief Allowance (PERA)	5010201000	1,464,000.00		1,464,000.00					1,464,000.00	492,000.00				492,000.00	366,000.00				366,000.00		972,000.00		126,000.00	
PERA - Civilian	5010201001	1,464,000.00		1,464,000.00					1,464,000.00	492,000.00				492,000.00	366,000.00				366,000.00		972,000.00		126,000.00	
Representation Allowance (RA)	5010202000	552,000.00		552,000.00					552,000.00	183,295.46				183,295.46	183,295.46				183,295.46		368,704.54			
Representation Allowance (RA)	5010202000	552,000.00		552,000.00					552,000.00	183,295.46				183,295.46	183,295.46				183,295.46		368,704.54			
Transportation Allowance (TA)	5010203000	552,000.00		552,000.00					552,000.00	200,613.64				200,613.64	200,613.64				200,613.64		351,386.36			
Transportation Allowance (TA)	5010203001	552,000.00		552,000.00					552,000.00	200,613.64				200,613.64	200,613.64				200,613.64		351,386.36			
Clothing/Uniform Allowance	5010204000	305,000.00		305,000.00					305,000.00	295,000.00				295,000.00	295,000.00				295,000.00		10,000.00			
Clothing/Uniform Allowance - Civilian	5010204001	305,000.00		305,000.00					305,000.00	295,000.00				295,000.00	295,000.00				295,000.00		10,000.00			
Overtime and Night Pay	5010213000									6,820.00				6,820.00	6,820.00				6,820.00		(6,820.00)			
Overtime Pay	5010213001									6,820.00				6,820.00	6,820.00				6,820.00		(6,820.00)			
Year End Bonus	5010214000	1,916,000.00		1,916,000.00					1,916,000.00												1,916,000.00			
Bonus - Civilian	5010214001	1,916,000.00		1,916,000.00					1,916,000.00												1,916,000.00			
Cash Gift	5010215000	305,000.00		305,000.00					305,000.00												305,000.00			
Cash Gift - Civilian	5010215001	305,000.00		305,000.00					305,000.00												305,000.00			
Other Bonuses and Allowances	5010299000	2,221,000.00		2,221,000.00					2,221,000.00												2,221,000.00			
Productivity Enhancement Incentive - Civilian	5010299012	305,000.00		305,000.00					305,000.00												305,000.00			
Mid-Year Bonus - Civilian	5010299036	1,916,000.00		1,916,000.00					1,916,000.00												1,916,000.00			
Personnel Benefit Contributions	5010300000	337,000.00		337,000.00					337,000.00	88,912.50				88,912.50	88,912.50				88,912.50		248,087.50			
Pag-IBIG Contributions	5010302000	74,000.00		74,000.00					74,000.00	18,500.00				18,500.00	18,500.00				18,500.00		55,500.00			
Pag-IBIG - Civilian	5010302001	74,000.00		74,000.00					74,000.00	18,500.00				18,500.00	18,500.00				18,500.00		55,500.00			
PhilHealth Contributions	5010303000	189,000.00		189,000.00					189,000.00	51,812.50				51,812.50	51,812.50				51,812.50		137,187.50			
PhilHealth - Civilian	5010303001	189,000.00		189,000.00					189,000.00	51,812.50				51,812.50	51,812.50				51,812.50		137,187.50			
Employees Compensation Insurance Premiums (ECIP)	5010304000	74,000.00		74,000.00					74,000.00	18,600.00				18,600.00	18,600.00				18,600.00		55,400.00			
ECIP - Civilian	5010304001	74,000.00		74,000.00					74,000.00	18,600.00				18,600.00	18,600.00				18,600.00		55,400.00			
Other Personnel Benefits	5010400000	238,000.00		238,000.00					238,000.00	10,000.00				10,000.00	10,000.00				10,000.00		90,000.00			
Terminal Leave Benefits	5010403000	90,000.00		90,000.00					90,000.00												90,000.00			
Terminal Leave Benefits - Civilian	5010403001	90,000.00		90,000.00					90,000.00												90,000.00			
Other Personnel Benefits	5010499000	148,000.00		148,000.00					148,000.00	10,000.00				10,000.00	10,000.00				10,000.00		138,000.00			
Lump-sum for Step Increments - Length of Service	5010499010	58,000.00		58,000.00					58,000.00												58,000.00			
Lump-sum for Step Increments - Meritorious Performance	5010499011	90,000.00		90,000.00					90,000.00												90,000.00			
Loyalty Award - Civilian	5010499015									10,000.00				10,000.00	10,000.00				10,000.00		(10,000.00)			
Maintenance and Other Operating Expenses		39,106,000.00		39,106,000.00					39,106,000.00	6,928,867.39				6,928,867.39	5,399,757.26				5,399,757.26	4,000,000.00	28,177,132.11		1,529,110.13	



Particulars	UACS CODE	Appropriation				Allotments					Current Year Obligations					Current Year Disbursements				Balances				
		Authorized Appropriation	Adjustments (Transfer To)/From, Realignment)	Adjusted Appropriations	Allotments Received	Adjustments (Withdrawal, Realignment)	Transfer To	Transfer From	Adjusted Total Allotments	1st Quarter Ending March 31	2nd Quarter Ending June 30	3rd Quarter Ending Sept. 30	4th Quarter Ending Dec. 31	Total	1st Quarter Ending March 31	2nd Quarter Ending June 30	3rd Quarter Ending Sept. 30	4th Quarter Ending Dec. 31	Total	Unreleased Appropriations	Unobligated Allotment	Unpaid Obligations (15-20) = (23+24)		
																						Due and Demandable	Not Yet Due and Demandable	
1	2	3	4	5=(3+4)	6	7	8	9	10=(6)-(7)-(8)-(9)	11	12	13	14	15=(11+12+13+14)	16	17	18	19	20=(16+17+18+19)	21=(15-16)	22=(10-15)	23	24	
Repairs and Maintenance - Machinery and Equipment	5021305000	190,000.00		190,000.00	190,000.00				190,000.00	196,956.62				196,956.62	49,628.71				49,628.71					
Office Equipment	5021305002	100,000.00		100,000.00	100,000.00				100,000.00	104,492.96				104,492.96	23,785.71				23,785.71					
Information and Communication Technology Equipment	5021305003	50,000.00		50,000.00	50,000.00				50,000.00															
Communication Equipment	5021305007	10,000.00		10,000.00	10,000.00				10,000.00	7,791.66				7,791.66	4,675.00				4,675.00					
Other Machinery and Equipment	5021305099	30,000.00		30,000.00	30,000.00				30,000.00	84,672.00				84,672.00	21,168.00				21,168.00					
Repairs and Maintenance - Transportation Equipment	5021306000	210,000.00		210,000.00	210,000.00				210,000.00	47,000.00				47,000.00	48,000.00				48,000.00					
Motor Vehicles	5021306001	210,000.00		210,000.00	210,000.00				210,000.00	47,000.00				47,000.00	48,000.00				48,000.00					
Taxes, Insurance Premiums and Other Fees	5021500000	300,000.00		300,000.00	300,000.00				300,000.00	24,210.79				24,210.79	24,210.79				24,210.79					
Taxes, Duties and Licenses	5021501000	20,000.00		20,000.00	20,000.00				20,000.00	3,099.06				3,099.06	3,099.06				3,099.06					
Taxes, Duties and Licenses	5021501001	20,000.00		20,000.00	20,000.00				20,000.00	3,099.06				3,099.06	3,099.06				3,099.06					
Fidelity Bond Premiums	5021502000	100,000.00		100,000.00	100,000.00				100,000.00	17,250.00				17,250.00	17,250.00				17,250.00					
Fidelity Bond Premiums	5021502000	100,000.00		100,000.00	100,000.00				100,000.00	17,250.00				17,250.00	17,250.00				17,250.00					
Insurance Expenses	5021503000	180,000.00		180,000.00	180,000.00				180,000.00	3,861.73				3,861.73	3,861.73				3,861.73					
Insurance Expenses	5021503000	180,000.00		180,000.00	180,000.00				180,000.00	3,861.73				3,861.73	3,861.73				3,861.73					
Other Maintenance and Operating Expenses	5029900000	7,517,000.00		7,517,000.00	7,517,000.00				7,517,000.00	1,185,797.94				1,185,797.94	810,195.94				810,195.94					
Advertising Expenses	5029901000	50,000.00		50,000.00	50,000.00				50,000.00															
Advertising Expenses	5029901000	50,000.00		50,000.00	50,000.00				50,000.00															
Printing and Publication Expenses	5029902000	924,000.00		924,000.00	924,000.00				924,000.00	85,000.00				85,000.00	102,600.00				102,600.00					
Printing and Publication Expenses	5029902000	924,000.00		924,000.00	924,000.00				924,000.00	85,000.00				85,000.00	102,600.00				102,600.00					
Transportation and Delivery Expenses	5029904000	55,000.00		55,000.00	55,000.00				55,000.00	4,392.00				4,392.00	4,392.00				4,392.00					
Transportation and Delivery Expenses	5029904000	55,000.00		55,000.00	55,000.00				55,000.00	4,392.00				4,392.00	4,392.00				4,392.00					
Rent/Lease Expenses	5029905000	3,140,000.00		3,140,000.00	3,140,000.00				3,140,000.00	252,729.34				252,729.34	140,229.34				140,229.34					
Rents - Building and Structures	5029905001	1,980,000.00		1,980,000.00	1,980,000.00				1,980,000.00	150,000.00				150,000.00	37,500.00				37,500.00					
Rents - Motor Vehicles	5029905003	710,000.00		710,000.00	710,000.00				710,000.00	82,000.00				82,000.00	82,000.00				82,000.00					
Rents - Equipment	5029905004	450,000.00		450,000.00	450,000.00				450,000.00	20,729.34				20,729.34	20,729.34				20,729.34					
Subscription Expenses	5029907000	100,000.00		100,000.00	100,000.00				100,000.00															
Other Subscription Expenses	5029907099	100,000.00		100,000.00	100,000.00				100,000.00															
Other Maintenance and Operating Expenses	5029999000	3,248,000.00		3,248,000.00	3,248,000.00				3,248,000.00	843,676.60				843,676.60	562,974.60				562,974.60					
Other Maintenance and Operating Expenses	5029999099	3,248,000.00		3,248,000.00	3,248,000.00				3,248,000.00	843,676.60				843,676.60	562,974.60				562,974.60					
Capital Outlays		12,000,000.00		12,000,000.00	12,000,000.00				12,000,000.00	4,994,001.00				4,994,001.00	499,400.10				499,400.10					
Property, Plant and Equipment Outlay	5060400000	7,000,000.00		7,000,000.00	7,000,000.00				7,000,000.00															
Machinery and Equipment Outlay	5060405000	7,000,000.00		7,000,000.00	7,000,000.00				7,000,000.00															
Information and Communication Technology Equipment	5060405003	7,000,000.00		7,000,000.00	7,000,000.00				7,000,000.00															
Intangible Assets Outlay	5060600000	5,000,000.00		5,000,000.00	5,000,000.00				5,000,000.00	4,994,001.00				4,994,001.00	499,400.10				499,400.10					
Other Intangible Assets	5060609000	5,000,000.00		5,000,000.00	5,000,000.00				5,000,000.00	4,994,001.00				4,994,001.00	499,400.10				499,400.10					
Other Intangible Assets	5060609000	5,000,000.00		5,000,000.00	5,000,000.00				5,000,000.00	4,994,001.00				4,994,001.00	499,400.10				499,400.10					
II. Automatic Appropriations																								
Retirement and Life Insurance Premiums	501104102	2,760,000.00		2,760,000.00	2,760,000.00				2,760,000.00	691,936.53				691,936.53	691,936.53				691,936.53					
Personnel Services		2,760,000.00		2,760,000.00	2,760,000.00				2,760,000.00	691,936.53				691,936.53	691,936.53				691,936.53					
Personnel Benefit Contributions	5010300000	2,760,000.00		2,760,000.00	2,760,000.00				2,760,000.00	691,936.53				691,936.53	691,936.53				691,936.53					
Retirement and Life Insurance Premiums	5010301000	2,760,000.00		2,760,000.00	2,760,000.00				2,760,000.00	691,936.53				691,936.53	691,936.53				691,936.53					
Retirement and Life Insurance Premiums	5010301000	2,760,000.00		2,760,000.00	2,760,000.00				2,760,000.00	691,936.53				691,936.53	691,936.53				691,936.53					
GRAND TOTAL																								
Grand Total		84,749,000.00		84,749,000.00	80,659,000.00				80,659,000.00	21,564,612.84				21,564,612.84	13,478,493.81				13,478,493.81	4,090,000.00	59,094,387.16		8,086,119.03	

Certified Correct:

Certified Correct:

Recommended By:

Approved By:


Tasong, Maria



Agency Budget Officer

Date: 18/Apr/2017


Gonzales, Nathaniel



Agency Chief Accountant

Date:


Gutierrez, Cecile



Director, FMS

Date: 18/Apr/2017

Versosa, Emeline



Head of Agency or Authorized Representative

Date: 19/Apr/2017