




Particulars	UNCS Code	Authorized Appropriation	Adjustments (Transfers, Reversions, etc.)	Adjusted Appropriations	Amounts Received	Adjustments (Withdrawal, Realignments)	Transfer To	Transfer From	Adjusted Total Amounts	1st Quarter Ending March 31	2nd Quarter Ending June 30	3rd Quarter Ending Sept. 30	4th Quarter Ending Dec. 31	Total	1st Quarter Ending March 31	2nd Quarter Ending June 30	3rd Quarter Ending Sept. 30	4th Quarter Ending Dec. 31	Total	Unleased Appropriations	Unobligated Amount	Unpaid Obligations (15-20) - (23-25) Net Yr Due and Demandable	
Repairs and Maintenance - Semi-Emergency Machinery and Equipment	5021321000			3,000.00	3,000.00	(2,000.00)			1,000.00					1,000.00					1,000.00				
Office Equipment	14,012,000.00			14,012,000.00	17,130,000.00	(3,118,000.00)			14,012,000.00	382,160.00	1,127,850.00	5,508,238.00	5,508,238.00	12,526,486.00	382,160.00	1,127,850.00	5,508,238.00	5,508,238.00	12,526,486.00	8,207,244.00	7,502,718.00	6,071,433.00	
Financial Assistance to NGA's	6,888,457.60			6,888,457.60	6,888,457.60				6,888,457.60	827,284.60	827,284.60	827,284.60	827,284.60	3,312,342.40	827,284.60	827,284.60	827,284.60	827,284.60	3,312,342.40	6,071,433.00	6,071,433.00	6,071,433.00	
Financial Assistance to NGA's	7,113,542.40			7,113,542.40	10,431,542.40	(3,318,000.00)			7,113,542.40	382,160.00	5,298,774.40	5,681,934.40	5,681,934.40	14,965,000.00	382,160.00	5,298,774.40	5,681,934.40	5,681,934.40	14,965,000.00	1,431,608.00	1,431,608.00	1,431,608.00	
Financial Assistance to NGA's	25,433.85			25,433.85	17,038.85	(8,395.00)			25,433.85	14,395.00	14,395.00	14,395.00	14,395.00	58,223.85	14,395.00	14,395.00	14,395.00	14,395.00	58,223.85	11,038.85	11,038.85	11,038.85	
Taxes, Duties and Licenses	7,500.00			7,500.00	8,500.00	(1,000.00)			7,500.00					7,500.00					7,500.00	7,500.00			
Taxes, Duties and Licenses	12,315.00			12,315.00	8,338.85	(3,976.15)			12,315.00	13,215.00	13,215.00	13,215.00	13,215.00	26,530.00	13,215.00	13,215.00	13,215.00	13,215.00	26,530.00	3,538.85	3,538.85	3,538.85	
Travel Expenses	5,595.85			5,595.85	5,595.85				5,595.85	2,000.00	2,000.00	2,000.00	2,000.00	9,595.85	2,000.00	2,000.00	2,000.00	2,000.00	9,595.85	2,314,585.45	2,314,585.45	2,314,585.45	
Printing and Publication Expenses	3,389,254.65			3,389,254.65	624,537.78	(3,000,000.00)			3,389,254.65	183,800.45	109,696.45	760,721.70	1,049,653.00	4,800.00	183,800.45	109,696.45	760,721.70	1,049,653.00	4,800.00	4,432.00	4,432.00	4,432.00	
Printing and Publication Expenses	4,500.00			4,500.00	4,500.00				4,500.00	16.00	32.00	32.00	32.00	48.00	16.00	32.00	32.00	32.00	48.00	4,432.00	4,432.00	4,432.00	
Transportation and Delivery Expenses	4,500.00			4,500.00	4,500.00				4,500.00	16.00	32.00	32.00	32.00	48.00	16.00	32.00	32.00	32.00	48.00	4,432.00	4,432.00	4,432.00	
Rent-lease Expenses	15,000.00			15,000.00	15,000.00				15,000.00	9,000.00	9,000.00	9,000.00	9,000.00	36,000.00	9,000.00	9,000.00	9,000.00	9,000.00	36,000.00	6,000.00	6,000.00	6,000.00	
Rent-lease Expenses	15,000.00			15,000.00	15,000.00				15,000.00	9,000.00	9,000.00	9,000.00	9,000.00	36,000.00	9,000.00	9,000.00	9,000.00	9,000.00	36,000.00	6,000.00	6,000.00	6,000.00	
Perks - Motor Vehicles	50,000.00			50,000.00	50,000.00				50,000.00	30,138.70	30,138.70	30,138.70	30,138.70	120,277.40	30,138.70	30,138.70	30,138.70	30,138.70	120,277.40	9,833.30	9,833.30	9,833.30	
Subscribed Expenses	40,000.00			40,000.00	40,000.00				40,000.00	21,427.00	21,427.00	21,427.00	21,427.00	81,274.00	21,427.00	21,427.00	21,427.00	21,427.00	81,274.00	8,833.30	8,833.30	8,833.30	
CT - Software Licenses	40,000.00			40,000.00	40,000.00				40,000.00	21,427.00	21,427.00	21,427.00	21,427.00	81,274.00	21,427.00	21,427.00	21,427.00	21,427.00	81,274.00	8,833.30	8,833.30	8,833.30	
Other Maintenance and Operating Expenses	3,309,784.65			3,309,784.65	3,309,784.65				3,309,784.65	183,800.45	109,696.45	760,721.70	1,049,653.00	4,800.00	183,800.45	109,696.45	760,721.70	1,049,653.00	4,800.00	2,294,690.55	2,294,690.55	2,294,690.55	
Other Maintenance and Operating Expenses	3,309,784.65			3,309,784.65	3,309,784.65				3,309,784.65	183,800.45	109,696.45	760,721.70	1,049,653.00	4,800.00	183,800.45	109,696.45	760,721.70	1,049,653.00	4,800.00	2,294,690.55	2,294,690.55	2,294,690.55	
Financial Expenses	300.00			300.00	300.00				300.00					300.00					300.00	300.00			
Financial Expenses	300.00			300.00	300.00				300.00					300.00					300.00	300.00			
Other Financial Charges	300.00			300.00	300.00				300.00					300.00					300.00	300.00			
Other Financial Charges	300.00			300.00	300.00				300.00					300.00					300.00	300.00			
GRAND TOTAL				32,451,996.00	32,451,996.00				32,451,996.00	3,897,925.70	1,940,071.41	5,032,342.94	17,235,648.65	37,448,073.16	3,897,925.70	1,940,071.41	5,032,342.94	17,235,648.65	37,448,073.16	15,116,796.14	15,116,796.14		218,843.51

Certified Correct:

 Tassong, Maria
 Agency Budget Officer
 Date: 16/Oct/2018

Certified Correct:

 Catubag, Chary Grace
 Agency Chief Accountant
 Date: 16/Oct/2018

Recommended By:

 Gutierrez, Cecile
 Director, FMS
 Date: 16/Oct/2018

Approved By:

 Verzosa, Emmeline
 Head of Agency or Authorized Representative
 Date: 16/Oct/2018